



GALA
INFLATABLE BOATS



2018



A300

Our ATLANTIS Series tenders are the beginning of an extensive range of high-class RIBs with aluminum hulls, originally created by GALA Canada. If you are looking for the lightest, most durable and spacious tender or runabout boat, fully loaded with features, then ATLANTIS tender will be your best choice.

There are five different sizes in the line and two design versions for each of them:

- LIGHT version (A240, A270, A300, A330, A360) - low weight boats with single shell hull,
- DOUBLE DECK version (A240D, A270D, A300D, A330D, A360D) - models with double deck hull, featuring V-shaped bottom and flat deck with large underdeck water collector.

Check out its best selling features:

- Standard bow locker with bow cushion, large access door and great storage.
- Impressive passenger and carrying capacities, as well as power rating.
- Unbeatable performance and remarkably dry ride with «GALA TABS».
- Elegant lining and decoration of expertly equipped boats with original GALA fittings.

Every boat is available with either VALMEX or HYPALON tubing, coming in a variety of colours.



A240 A240D 240 cm (7' 10") long 6HP max, 3 pers	A270 A270D 270 cm (8' 10") long 10HP max, 4 pers	A300 A300D 300 cm (9' 10") long 15HP max, 5 pers	A330 A330D 330 cm (10' 10") long 20HP max, 5 pers	A360 A360D 360 cm (11' 10") long 25HP max, 6 pers
--	---	---	--	--

A300

5 reasons to choose GALA!

BOW LOCKER + CUSHION



Roomy bow locker with standard removable soft cushion allows for versatile comfort.

TWO ALU SLIDING SEATS



Each model is equipped with two sliding aluminium seats as a standard (A240-1 pc).

«GALA-TABS» HULL DESIGN




«GALA-TABS» hull design is a unique feature for easy getting on plane and water spray protection!

MOST SPACIOUS COCKPIT



Each GALA Series-A model has a plenty of space and impressive capacities.

INNOVATIVE GALA FITTINGS



Experience state-of-art engineering with each original GALA fitting. *Patent pending



Features:

STANDARD FEATURES:

- Medium "V" powder-coated aluminium hull with antiskid decking and hidden reinforced transom brackets
- Bow locker with hatch and soft cushion
- Two aluminium seats (one on A240) with sliding installation system
- Substantial keel protector
- 4 lifting eyes and 3 towing bow eyes

- Bow handle and two rear handles
- GALA bow cleat and 8/10 grab handles
- Soft curved 3-chamber VALMEX / Hypalon buoyancy tube with rounded bow and original «GALA-JET» design
- Overpressure valve
- Tough rubbing strake with splash guard
- One-way drain valve with pull-up handle
- Two oars with oarlocks and oar stops

- High-efficiency foot pump
- Repair kit and manual

OPTIONAL EQUIPMENT:

- Overall cover
- Soft cushion for aluminium seat
- Under-seat bag

Hull types:

SINGLE SHELL HULL (A240 - A360)



DOUBLE DECK HULL (A240D - A360D)



Colours:

- Light-gray tube / Gray decor
 - VALMEX PVC
 - HYPALON
- White tube / Gray decor
 - VALMEX PVC
 - HYPALON
- Black tube / Gray decor
 - VALMEX PVC
 - HYPALON

Options:

- Soft seat cushion and under-seat storage bag
- Overall cover



GALA ATLANTIS A300L and A330L are the smallest and lightest Deluxe tenders with the center console from GALA. If you are looking for the lightest, most durable and spacious center console tender for your yacht, or safest boat for your kids, fully loaded with features, then ATLANTIS Deluxe Tenders will be your best choice.

There are two models in the line: A300L (300 cm long) and A330L (330 cm long), featuring V-shaped bottom with flat deck and large underdeck water collector.

Both models come with a steering console and double seat. A330L has an extra seat in the front of the console and larger cockpit space.

Check out its best selling features:

- Standard bow locker with bow cushion, large access door and great storage.
 - Impressive passenger and carrying capacities, as well as power rating.
 - Unbeatable performance and a remarkably dry ride with «GALA TABS».
 - Elegant lining and decoration of expertly equipped boats with original GALA fittings.
- Every boat is available with either VALMEX or HYPALON tubing, coming in a variety of colours.



A300L
300 cm (9' 10") long
20HP max, 4 pers

A330L
330 cm (10' 10") long
25HP max, 5 pers

A330L

5 reasons to choose GALA!

SPACIOUS BOW LOCKER



Roomy bow locker with removable soft cushion allows for versatile comfort and most spacious cockpit on a market!

UNBEATABLY LOW WEIGHT



BOAT WEIGHT:
A300L- 90kg
A330L-105kg

With original GALA hulls both models have extremely low weight, what makes them easy to lift, easy to tow, easy to go!

«GALA-TABS» HULL DESIGN




«GALA-TABS» hull design is a unique feature for easy getting on plane and water spray protection!

TRANSFORMER SEAT



Seat back easily folds forward for higher driver position, access to back and features two safety st. steel handrails.

INNOVATIVE GALA FITTINGS



Experience state-of-art engineering with each original GALA fitting. GALA cleats are great feature for easy docking.



Features:

STANDARD FEATURES:

- Medium «V» powder-coated aluminium hull with «GALA TABS», hidden reinforced transom brackets and keel protector
- Steering console with windshield and railing: C-01 on A300L, C-02 with front seat and seatback on A330L
- Double seat S-01 w/ folding back & storage
- Steering system with wheel and cable
- Bow locker with hatch and soft cushion

- 4 lifting eyes and 3 towing bow eyes
- Bow handle and two rear splash guards
- GALA bow cleat and 8/10 grab handles
- Soft curved 3-chamber VALMEX / Hypalon buoyancy tube with rounded bow
- Overpressure valve
- Tough rubbing strake with splash guard
- One-way drain valve with pull-up handle
- Two paddles, high-efficiency foot pump
- Repair kit and manual

OPTIONAL EQUIPMENT:

- Bow step plate with cleat and soft seat back
- Electric package (incl. nav. lights, bilge pump, horn, battery switch etc)
- Two rear GALA cleats
- SEADECK decking
- Overall cover
- Console cover

Colours:

- Light-gray tube / Gray decor
 - VALMEX PVC
 - HYPALON
- White tube / Gray decor
 - VALMEX PVC
 - HYPALON
- Black tube / Gray decor
 - VALMEX PVC
 - HYPALON

Options:

- Bow step plate with cleat and soft back cushion



- SEADECK antiskid decking for best comfort and safety



- Overall cover





ATLANTIS A360L and A400L are medium size Deluxe tenders with the center console from GALA. If you are looking for the lightest, spacious and perfectly performing center console RIB, fully loaded with features either for your yacht or roomy small boat for your family or even watersports and fishing, then A360L or A400L will be your best choice. There are two models in the line: A360L (360 cm long) and A400 (400 cm long), featuring V-shaped bottom with flat deck and large underdeck water collector.

Both models come with steering console, double seat and large bow locker with cushion. It gives you a plenty of storage space and seating.

Have a look at its best selling features:

- Unbeatable performance and remarkably dry ride with «GALA TABS» transom extensions.
- A lot of cockpit space, along with impressive passenger/carrying capacities, as well as power rating.
- Elegant lining and decoration of expertly equipped boats with original GALA fittings. Every boat is available with either VALMEX or HYPALON tubing, coming in a variety of colours.



A360L
360 cm (11' 10") long
40HP max, 6 pers

A400L
400 cm (13' 1") long
50HP max, 7 pers

A360L

5 reasons to choose GALA!

SPACIOUS COCKPIT



Roomy bow locker with removable soft cushion allows for versatile comfort and the most spacious cockpit on a market!

UNBEATABLY LOW WEIGHT



BOAT WEIGHT:
A360L-125kg
A400L-150kg

With original GALA hulls both models have extremely low weight, what makes them easy to lift, easy to tow, easy to go!

«GALA-TABS» HULL DESIGN



«GALA-TABS» hull design is a unique feature for easy getting on plane and water spray protection!

TRANSFORMER SEAT



Seat back easily folds forward for higher driver position, access to back and features two st. steel handrails for safety.

INNOVATIVE GALA FITTINGS



Experience state-of-art engineering with each original GALA fitting. GALA cleats are great feature for easy docking.



Features:

STANDARD FEATURES:

- Medium "V" powder-coated aluminium hull with «GALA TABS», hidden reinforced transom brackets and keel protector
- Steering console C-03 with windshield and railing, front seat and seat back
- Double seat S-02 w/ folding back & storage
- Steering system with wheel and cable
- Bow locker with hatch and soft cushion
- One front GALA mooring cleat

- 4 lifting eyes and 3 towing bow eyes
- Bow handle and 10 grab handles
- Soft curved 3-chamber VALMEX / Hypalon buoyancy tube with rounded bow
- Overpressure valve
- Tough rubbing strake with splash guard
- One-way drain valve with pull-up handle
- Two paddles, high-efficiency foot pump
- Repair kit and manual

OPTIONAL EQUIPMENT:

- Bow step plate w/ cleat, roller and soft seat back
- Fuel system with 40 lit tank, filler and fuel send
- Electric package (incl. nav. lights, bilge pump, horn, battery switch etc)
- Overall cover, console cover
- SEADECK decking
- Two rear GALA mooring cleats

Colours:

- Light-gray tube / Gray decor
 - VALMEX PVC
 - HYPALON
- White tube / Gray decor
 - VALMEX PVC
 - HYPALON
- Black tube / Gray decor
 - VALMEX PVC
 - HYPALON

Options:

- Bow step plate with cleat and soft back cushion



- SEADECK antiskid decking for best comfort and safety



- Fuel system with 40 lit fuel tank, send and fuel gauge





A450L with arch

ATLANTIS A450L and A500L are the medium size aluminium hull RIBs with an open cockpit and a nice selection of consoles. If you are looking for something spacious, light and easy to handle with exceptional performance, then these will be your best choice. Both models are great as a family boat, a boat for watersports, fishing or even using as a coach or rescue boat for yacht clubs or professionals.

Both models come with C-05 steering console and S-03 double seat. The steering console features a high profile windshield and railing, high enough to drive standing and to protect the driver from the wind. Folding seat back makes the rear cockpit area easily accessible and more useful.

There is a nice selection of options like bow step plate, heavy duty towing arch, built-in fuel tank and more, what can easily make the boat perfectly fitting your needs.

The unbeatable performance and remarkably dry ride with «GALA TABS» make these models stand out among the other competition.

Every boat is available with either VALMEX or HYPALON tubing, coming in a variety of colours.



A450L
450 cm (14' 9") long
70HP max, 8 pers

A500L
500 cm (16' 5") long
90HP max, 9 pers

A500L with arch

5 reasons to choose GALA!

DEEP-V ALU HULL



Heavy aluminium welded Deep-V hull makes this model a good performer with exceptional seaworthiness.

DEEP COCKPIT



Both boat cockpits are remarkably deep! It gives a great feeling of safety, when you sit not ON but IN THE BOAT!

«GALA-TABS» HULL DESIGN



«GALA-TABS» hull design is a unique feature for easy getting on plane and water spray protection!

TRANSFORMER SEAT



Seat back easily folds forward for higher driver position, access to back and features two st. steel handrails for safety.

HEAVY-DUTY TOW ARCH



Elegant and heavy-duty welded towing arch (optional) comes with two welded cleats and heavy-duty waterski tow eye.



Features:

STANDARD FEATURES:

- Deep «V» powder-coated aluminium hull with «GALA TABS», hidden reinforced transom brackets and keel protector
- Steering console C-05 with windshield, railing, front seat and seat back, steering system with wheel and cable
- Double seat S-03 with soft seat, folding back and roomy storage
- Spacious bow locker with soft cushion

- 4 lifting eyes and towing bow eye
- Bow GALA mooring cleat
- Bow handle and 10 safety grab handles
- Soft curved 5-chamber Valmex/Hypalon buoyancy tube with rounded bow
- Overpressure valve
- Tough rubbing strake with splash guard
- One-way drain valve with plug
- Two paddles, high-efficiency foot pump
- Repair kit and manual

OPTIONAL EQUIPMENT:

- Bow step plate w/ cleat, roller and soft seat back
- Fuel system w/75 lit tank and send
- Electric package (incl. nav. lights, bilge pump, horn, battery switch etc)
- Towing arch w/ 2 cleats & tow eye.
- Overall cover, onsole / seat covers
- Two rear GALA mooring cleats
- SEADECK decking

Colours:

- Light-gray tube / Gray decor
 - VALMEX PVC
 - HYPALON
- White tube / Gray decor
 - VALMEX PVC
 - HYPALON
- Black tube / Gray decor
 - VALMEX PVC
 - HYPALON

Options:

- Bow step plate with cleat and soft back cushion



- SEADECK antiskid decking for best comfort and safety



- Fuel system with 75 lit fuel tank, send and fuel gauge



ATLANTIS AQUAHELM

ATLANTIS SPORT



- A300Q
- A330Q
- A360Q



- A300S
- A330S
- A360S
- A400S
- A450S
- A500S



AQUAHELM S-08 console

AQUAHELM S-08 steering console & seat combo is an innovative design from GALA. Extremely light and versatile with slim eye-catching outlines, it easily converts your dinghy to an unbeatable center console craft! You can adjust console and arm positions for your comfort. Available for models A300D, A330D, A360D.

STANDARD FEATURES:

- Aluminium welded and powder coated steering arm with dashboard box and control box plate
- Aluminium welded double seat with soft cushion, folding backrest, drain plug and cover latch
- Adjustable steering arm position

OPTIONAL EQUIPMENT:

- Steering system with steering cable and wheel
- Electric package with red / green navigation lights, accessory socket, switch, fuse and wiring.

* REGISTERED DESIGN



SPORT console J-01 for A300S, A330S, A360S



SPORT console J-02 for A400S, A450S, A500S

Two new GALA SPORT consoles J-01 and J-02 are the great addition to you GALA if you like sporty style boating or for professional use, coaching, yacht clubs and much more. There is a plenty of room inside with easy access. Ergonomic design and comfortable seating, will make your boating fun!

STANDARD FEATURES:

- Aluminium welded and powder coated console body with windshield, railing and 2 cup holders
- Hinged soft seat with cover latch, 2 extra handles on J-02

OPTIONAL EQUIPMENT: Steering system / cable / wheel





V500 with T-top



V500
500 cm (16' 5") long
100HP max, 9 pers

V500 with T-top

VIKING V500 is the new flagship of GALA line. This model opens a new extensive series of cruising RIBs with aluminium hull, suitable for heavy sea conditions and high waves. This model is 5 m (16'5") long rated for 100HP engine, being the smallest RIB with 4-units cockpit configuration on a market. It features:

- 1- Bow locker with cushion and seat back,
- 2- Alu welded steering console with front seat,
- 3- Alu captain seat with two storage compartments, three handrails and folding up seating,
- 4- Wide rear seating with folding seat back and large rear storage compartment.

Two rear walking platforms with motor well add a nice touch of comfort and safety. The boat comes with some unique optional features from GALA like:

- Original GALA T-top with aerodynamically profiled framing.
- Heady-duty welded towing arch with two mooring cleats and waterski towing post.

These make this model an excellent choice for watersports, family cruising or just relaxed boating across the waves.

The boat comes with two choices of tube material: either HYPALON, or VALMEX with nice selection of colors and original GALA styling.

5 reasons to choose GALA!

DEEP-V ALU HULL



Aluminium welded Deep-V stepped hull of V500 makes it a real performer with exceptional seaworthiness.

REAR PART DESIGN



V500 rear part configuration is the one of a kind design to make the boat comfortable and practical.

«GALA-TABS» HULL DESIGN



«GALA-TABS» hull design is a unique feature for easy getting on plane and water spray protection! It's GALA's signature!

TRANSFORMER SEAT



Seat back easily folds up to drive standing. It features three safety handrails and two storage compartments.

DEEP COCKPIT TO BE SAFE



The boat cockpit is remarkably deep! It gives a great feeling of safety, when you sit not ON but IN THE BOAT!



Features:

STANDARD FEATURES:

- Deep "V" powder-coated aluminium hull with «GALA TABS», SELF-BAILING cockpit, two rear steps, motor well and keel protector
- Rear storage with seat and folding back
- Steering console C-04 with windshield, railing, steering system with wheel and cable
- Driver seat S-04 with soft seat, folding back and roomy storage
- Spacious bow locker with access hatch

- 4 lifting eyes and bow tow eye
- Bow handle and 10 grab handles
- Soft curved 5-chamber Valmex / Hypalon buoyancy tube with rounded bow
- Overpressure valve
- Tough rubbing strake with splash guard
- Doubled one-way drain system with plugs
- Two paddles, high-efficiency foot pump
- Repair kit and manual

OPTIONAL EQUIPMENT:

- Bow step plate w/ cleat, anchor roller and seat back
- Fuel system w/ 75 lit tank + send
- Electric package (incl. nav. lights, bilge pump, horn, battery switch etc)
- Towing arch w/ 2 cleats & tow eye.
- T-top with top mounting plate
- Overall cover, console/seat covers
- SEADECK decking upgrade.

Colours:

- Light-gray tube / Gray decor
 - VALMEX PVC
 - HYPALON
- White tube / Gray decor
 - VALMEX PVC
 - HYPALON
- Black tube / Gray decor
 - VALMEX PVC
 - HYPALON

Options:

- Bow step plate with nav. lights, cleat, anchor roller and cushion
- GALA T-TOP with equipment mounting platform
- Heavy duty towing arch with 2 cleats and waterski tow eye





V580 with tow arch

VIKING V580 is one of the new GALA flagships, built for heavy seas and high waves. Cockpit space, performance and great features make these models unbeatable in its class. This model is 5.8m long (19') and has two versions:

- V580 - DELUXE version: boat with C-06 console with front seat, S-05 driver seat and large rear seat with 3 back supports, all built for comfortable recreational boating
- V580F - FISHING/PRO version: boat with C-07 console, S-06 bolster seat, a lot of free space at the front and at the back, with a number of options for expert level fishing and professional use.

You will enjoy excellent arrangements and capacities of these great models, along with superior rigidity of GALA-ALU-TECH welded aluminium hulls!



V580
580 cm (19' 0") long
150HP max, 12 pers



V580F
580 cm (19' 0") long
150HP max, 12 pers

V580 with tow arch

5 reasons to choose GALA!

DEEP-V ALU HULL



Aluminium welded Deep-V stepped hull of V580 makes it a real performer with exceptional seaworthiness.

TRANSOM EXTENSIONS



V580 rear part configuration with transom extensions is a great feature to get on plane and for spray protection.

TWO SIDE WALKWAYS



The boat is wide enough to provide walkways on each side of the boat for safety and comfort for everyone aboard.

HIGH-PROFILE CONSOLE



ALU welded high profile console with two-level dashboard and deck step is ergonomically perfect and protective.

SELF-BAILING COCKPIT



Truly SELF-BAILING COCKPIT keeps your boat always dry either on the way or when moored without cover.



Features:

STANDARD FEATURES:

- Deep "V" powder-coated aluminium hull with SELF-BAILING cockpit, doubled drains, transom extensions, motor well, bow locker, keel guard
- 4 lifting eyes, 2 rear and 1 bow tow eyes
- Soft curved 5-chamber Valmex / Hypalon buoyancy tube with overpressure valve, 12 handles and rubbing strake with splash guard
- Two paddles, high-efficiency foot pump
- Repair kit and manual

V580 Deluxe STANDARD FEATURES:

- Steering console C-06 with front seat
- Driver seat S-05 with 2 folding seats
- Rear locker with w/ seat and back pads
- Bow cushion

V580F Fishing/PRO STANDARD FEATURES:

- Steering console C-07 with front seat
- Bolster seat S-06 with 2 folding seats
- Rear locker with access, no rear seats

OPTIONAL EQUIPMENT:

- Bow step plate w/ cleat, roller and back
- Fuel system with 100 lit tank and send
- Electric equipment package
- Towing arch w/ 2 cleats & tow eye.
- T-top with top mounting plate
- Overall cover, console/seat covers
- SEADECK decking upgrade
- Two side step panels with handles
- Fishing optional equipment - see specs.

Colours:

- Light-gray tube / Gray decor
 - VALMEX PVC
 - HYPALON
- White tube / Gray decor
 - VALMEX PVC
 - HYPALON
- Black tube / Gray decor
 - VALMEX PVC
 - HYPALON

Options:

- SEADECK decking upgrade
- GALA T-TOP with equipment mounting platform
- Heavy duty towing arch with 2 cleats and waterski tow eye



V650 with arch, T-top, side panels

VIKING V650 is one of the new GALA flagships, built for heavy seas and high waves. Cockpit space, performance and great features make these models unbeatable in its class. This model is 6.5m long (21'4") with two versions:

- V650 - DELUXE version: boat with C-06 console with front seat, S-07 driver seat with two side seating, and large rear seat with 3 back supports, all built for comfortable recreational boating
- V650F - FISHING/PRO version: boat with C-07 console, S-06 bolster seat, a lot of free space at the front and at the back, with a number of options for expert level fishing and professional use. You will enjoy excellent arrangements and capacities of these great models, along with superior rigidity of GALA-ALU-TECH welded aluminium hulls!



V650
650 cm (21' 4") long
175HP max, 14 pers

V650F
650 cm (21' 4") long
175HP max, 14 pers

V650 with arch, T-top, side panels

5 reasons to choose GALA!

DEEP-V ALU HULL



Aluminium welded Deep-V stepped hull of V650 makes it a real performer with exceptional seaworthiness.

TRANSOM EXTENSIONS



V650 rear part configuration with transom extensions is a great feature to get on plane and for spray protection.

TWO SIDE WALKWAYS



The boat is wide enough to provide walkways on each side of the boat for safety and comfort for everyone aboard.

LARGE REAR COCKPIT AREA



There is a lot of space at the rear to accommodate up to 7-8 people for a party with table and lots of seating.

SELF-BAILING COCKPIT



Truly SELF-BAILING COCKPIT keeps your boat always dry either on the way or when moored without cover.



Features:

STANDARD FEATURES:

- Deep "V" powder-coated aluminium hull with SELF-BAILING cockpit, doubled drains, transom extensions, motor well, bow locker, keel guard
- 4 lifting eyes, 2 rear and 1 bow tow eyes
- Soft curved 5-chamber Valmex / Hypalon buoyancy tube with overpressure valve, 12 handles and rubbing strake with splash guard
- Two paddles, high-efficiency foot pump
- Repair kit and manual

V650 Deluxe STANDARD FEATURES:

- Steering console C-06 with front seat
- Driver seat S-07 with 2 folding seats, rear seat and two level storage with handrails
- Rear locker with w/ seat and seat back
- Bow cushion.

V650F Fishing/PRO STANDARD FEATURES:

- Steering console C-07 with front seat
- Bolster seat S-06 with 2 folding seats
- Rear locker with access, no rear seats

OPTIONAL EQUIPMENT:

- Bow step plate w/ cleat, roller and back
- Fuel system with 100 lit tank and send
- Electric equipment package
- Towing arch w/ 2 cleats & tow eye.
- T-top with top mounting plate
- Overall cover, console/seat covers
- SEADECK decking upgrade
- Two side step panels with handles
- Fishing optional equipment - see specs.

Colours:

- Light-gray tube / Gray decor
 - VALMEX PVC
 - HYPALON
- White tube / Gray decor
 - VALMEX PVC
 - HYPALON
- Black tube / Gray decor
 - VALMEX PVC
 - HYPALON

Options:

- SEADECK decking upgrade
- GALA T-TOP with equipment mounting platform
- Heavy duty towing arch with 2 cleats and waterski tow eye



FREESTYLE Tenders

Foldable boats with Floorboards / Air-deck

F240 • F270 • F300 • F330



FREESTYLE tenders from GALA are represented across 4 models and constitute a new and fresh design in the class of foldable boats with floorboards or airdeck. Our innovations are:

- Each model is equipped with the «GALA-JET» inflatable tube, allowing for an impressive carrying capacity and power rating.
 - Each model comes with two aluminium sliding seats (1 on F240) and aluminium floorboards.
 - Every unit is expertly equipped only with genuine GALA fittings and accessories.
- There are four models in the series and two flooring options:
- F240, F270, F300, F330 - with solid aluminium floorboards and inflatable keel
 - F240A, F270A, F300A, F330A - with high-pressure airdeck and inflatable keel.
- In creating this line of tenders, we offer something entirely different in comparison to other boats available on the market: unprecedented quality of design, engineering and craftsmanship in each boat.



F240/F240A
240 cm (7' 10") long
5HP max, 3 pers

F270/F270A
270 cm (8' 10") long
10HP max, 4 pers

F300/F300A
300 cm (9' 10") long
15HP max, 5 pers

F330/F330A
330 cm (10' 10") long
20HP max, 5 pers

F300

5 reasons to choose GALA!

«GALA-JET» HULL DESIGN



«GALA-JET» tube/hull design is essential to be a best performer, even for a dinghy!

TWO ALU SLIDING SEATS




Each model is equipped with two sliding aluminium seats as a standard (F240-1 pc)

MOST SPACIOUS COCKPIT



Each GALA Series - F model has a plenty of space and impressive capacities.

INNOVATIVE GALA FITTINGS



Experience the state-of-art engineering with each original GALA fitting. *Patent pending

V-SHAPED BOTTOM



Each boat has substantial keel and V-bottom for cutting waves and soft ride.



Features:

STANDARD FEATURES:

- Soft curved 3-chamber VALMEX-PVC buoyancy tube with rounded bow and original «GALA-JET» design
- High-density anodized aluminium flooring with antiskid surface on F240-F330
- High-pressure airdeck on F240A-F330A
- Two aluminium seats (one on F240) with sliding installation system
- Substantial keel protector

- 3 stainless steel towing bow eyes
- Bow handle and two rear handles
- GALA bow cleat and 8/10 grab handles
- V-shaped bottom with inflatable keel
- Overpressure valve
- Tough rubbing strake with splash guard
- One-way drain valve with pull-up handle
- Two oars with oarlocks and oar stops
- Rear splash protectors

- High-efficiency foot pump
- Repair kit and manual

OPTIONAL EQUIPMENT:

- Removable bow soft seat
- Overall cover
- Soft cushion for aluminium seat
- Under-seat bag
- Tube protector package
- Optional wooden floorboards set

Colours:

- Light-gray tube / Gray decor • VALMEX PVC
- White tube / Gray decor • VALMEX PVC
- Black tube / Gray decor • VALMEX PVC

Options:

- Under-seat bag
- Soft seat cushion
- Removable bow soft seat



FREESTYLE - Sport boats are excellent for runabouts, recreational family use, and professional use, when you need a light and portable boat capable of planing quickly or with many passengers on board. Each GALA model features a number of unique GALA designs, and GALA Freestyle SPORT boats will be your best choice in you need a roomy boat, a boat for many passengers, a boat for applications like scuba-diving, fishing boat, cottage boat, yacht club coach boat or for a number of other semi-professional applications. Its heavy duty reinforced transom is designed for outstanding strength, wear resistance, and longer product life. Large diameter inflatable keel creates a high-performance Medium-V bottom for use with high waves and choppy water. Together with impressive capacities, and cockpit space, they make each GALA-F model a winner in the class of performing foldables. Just try it and enjoy it!



F360
360 cm (11' 10") long
30HP max, 7 pers

F390
390 cm (12' 10") long
30HP max, 8 pers

F420
420 cm (13' 9") long
40HP max, 8 pers

F450
450 cm (14' 9") long
50HP max, 10 pers

F360

5 reasons to choose GALA!

«GALA-JET» HULL DESIGN



«GALA-JET» tube/hull design is a key to an exceptional performance!

SLIDING SEATS SYSTEM



GALA sliding seats system is a great feature to effective space arrangement.

MOST SPACIOUS COCKPIT



Each GALA Series-F model has a plenty of space and impressive capacities.

STEP HULL PERFORMANCE



The first step-hull equipped foldable boat! A great creation of GALA!

PRO-GRADE ALU FLOOR



All boats are featuring heavy anodized aluminium floorboards for long lifetime.



Features:

STANDARD FEATURES:

- Soft curved 3-chamber VALMEX-PVC buoyancy tube with rounded bow and original «GALA-JET» design
- High-density anodized aluminium flooring with antiskid surface
- Heavy-duty reinforced transom
- 2 (F360,F390) or 3 (F420,F450) aluminium seats with sliding installation system
- Bottom with step-hull system

- 3 stainless steel towing bow eyes
- Bow handle and two rear handles
- GALA bow cleat and 8/10 grab handles
- V-shaped bottom with inflatable keel
- Overpressure valve
- Tough rubbing strake with splash guard
- One-way drain valve with pull-up handle
- Two oars with oarlocks and oar stops
- Rear splash protectors
- Substantial keel protector

- High-efficiency foot pump
- Two envelope carry bags
- Repair kit and manual

OPTIONAL EQUIPMENT:

- Removable bow soft seat
- Overall cover
- Soft cushion for aluminium seat
- Under-seat bag

Colours:

- Light-gray tube / Gray decor
• VALMEX PVC
- White tube / Gray decor
• VALMEX PVC
- Black tube / Gray decor
• VALMEX PVC

Options:

- Under-seat bag
- Soft seat cushion
- Removable bow soft seat



SPRINTER Light foldable tenders

Slatted deck or Floorboards+keel

S210 • S240 • S270 • S300 • S330



SPRINTER Series slatted deck dinghies (S210-S240) are the best of the classics: streamlined, sleek, and elegant with forefront engineering. From Season 2018 they are available also with floorboards and keel (S240D-S330D). The optimal choice for its versatility, it is a portable, light, and fairly priced boat. The best choice for a sail or powerboat dinghy, a boat for the children, or the beginner's first in discovering the great adventure and camaraderie that is the boating community. There are 5 sizes in 2 different versions available:

- Boats with SLATTED DECK: S210, S240, S270 and S300
- Boats with FLOORBOARDS & KEEL: S240D, S270D, S300D and S330D.

Each boat is taking just a few minutes to assemble, and are easy to store. The slatted deck is simple to use, requires no maintenance, and is comfortably stable for all on board. The floorboard version gives more rigidity and possibility to go fast. Nice seating with a sliding installation system allow for the opportunity to rearrange the cockpit space in seconds, no matter if you are on the water, deck, or davits!



- S210**
210 cm (6' 10") long
4HP max, 2 pers
- S240 S240D**
240 cm (7' 10") long
5HP max, 3 pers
- S270 S270D**
270 cm (8' 10") long
10HP max, 4 pers
- S300 S300D**
300 cm (9' 10") long
15HP max, 5 pers
- S330D**
330 cm (10' 10") long
20HP max, 5 pers

S270

5 reasons to choose GALA!

LIGHT AND COMPACT



Each S-series GALA tender is light and compact, easy to store and to assemble.

ALUMINIUM SLIDING SEATS



Sliding installation system for aluminium seats is a great feature for easy cockpit space arrangement.

SUBSTANTIAL SLATTED DECK



GALA slatted deck covers most of the cockpit area for your safety and comfort.

IMPRESSIVE CAPACITIES



Just check out all capacities, cockpit space and power rating to see that GALA is the best!

WELDED TUBE SEAMS



All structural seams of inflatable tubes are strictly WELDED.



Features:

STANDARD FEATURES:

- 3-chamber VALMEX-PVC buoyancy tube with overpressure valve
- Double strength welded tube seams
- Slatted laminated deck on S210-S300 and flat bottom
- Laminated floorboards + inflatable keel + aluminium beams on S240D-S330D and V-shaped bottom
- Integral laminated transom

- 2 aluminium seats with sliding installation system (1 on S210)
- 2 stainless steel towing bow eyes
- Bow grab handle
- Substantial lifeline
- Tough rubbing strake with splash guard
- One-way drain valve with pull-up handle
- Two oars with oarlocks and oar stops
- Envelope type carry bag
- Foot pump, repair kit and manual

OPTIONAL EQUIPMENT:

- Overall cover
- Soft cushion for aluminium seat
- Under-seat bag

Colours:

- Light-gray tube / Gray decor • VALMEX PVC
- White tube / Gray decor • VALMEX PVC
- Black tube / Gray decor • VALMEX PVC

Options:

- Under-seat bag
- Soft seat cushion
- Overall cover



C450 with 2 folding seats (opt.)

Our series of inflatable canoes was born and developed in Canada, an extension of and innovation on a symbol of Canadian identity. The avant-garde concept is creating a new facet in the canoe industry, as well as the inflatable boating industry, pioneering a more advanced and versatile canoeing lifestyle. GALA canoes retain classic canoe features while incorporating contemporary materials and technology for an unbeatable alternative:

- They are UNSINKABLE and are significantly more STABLE. They not flip over, unless you want it to!
- They are LIGHT and COMPACT, fitting the car trunk. No need for strapping anything to the roof of a car!
- They PERFORM. Compatible with motors, enabling you reach your island or cottage doing up to 30 km/h!
- They are COMFORTABLE. Seating is situated higher and with lots of cockpit space around.
- They have remarkable carrying capacities! You will be impressed at how much gear you can take!
- They are piece of engineering artistry from GALA.

There are 4 models ranging from 320cm to 520 cm long, so you can choose the right one for you. With the GALA canoe the beauty of the nature is closer than ever and yours to explore! Try it out and enjoy!



C320
320 cm (10' 6") long
4HP max, 2 pers



C380
380 cm (12' 6") long
6HP max, 3 pers



C450
450 cm (14' 9") long
8HP max, 4 pers



C520
520 cm (17' 1") long
8HP max, 5 pers

C450

5 good reasons to choose GALA!

SMART DIMENSIONS



Overall dimensions and tube diameter are optimized to have highest capacities and better usability!

IMPRESSIVE VERSATILITY



- CAMPING • FISHING
- HUNTING • RAFTING
- AND MUCH MORE!

The concept of GALA Canoe is the most advanced and versatile design on a market today.

DEFLECTOR + RUBRAIL



Bow deflectors and rubrail makes your ride dry and comfortable at all speeds.

GREAT PERFORMER



perform up to **33 km/h!**
Experience an exceptional performance of GALA canoes! You can get on plane with 3HP and fly at over 30km/h with 8HP!

PERFECT PADDLING



EASY TO PADDLE!

Paddling with GALA canoes is very easy and enjoyable. Assemble it in 5-7 min and have fun paddling!



Features:

STANDARD FEATURES:

- Soft curved VALMEX-PVC buoyancy tube with 4 chambers and rounded bow
- Double strength tube seams
- High-pressure airdeck
- Two large tube fins for tracking
- Two water deflectors
- Plywood laminated seats with sliding installation system: 1pc on A320, 2 pcs on A380 and A450 and 3 pcs on A520

- Stainless steel towing bow eye
- Bow tube protectors
- Two rear lifting handles
- Lifeline all over the perimeter of the canoe
- Rubbing strake with splash guard
- One-way drain valve with pull-up handle
- High-efficiency foot pump
- Envelope type carry bag
- Repair kit and manual

OPTIONAL EQUIPMENT:

- Removable seat with soft pads, folding back and swivel
- Fishing panel with 2 rod holders and fishfinder mount
- 2 oars with oarlocks and holders

Colours:



Light-gray tube / Blue decor
• VALMEX PVC



Dark-green tube / Black decor
• VALMEX PVC

Options:

• Padded seat w/ folding back



• Fishing panel w/ rod holders



• 2 oars w/ oarlocks & holders





Technical Specifications

Rigid Inflatable Boats (RIBs) with Aluminium hull

Foldable Inflatable Boats and Inflatable Canoes

Series	Rigid Inflatable Boats (RIBs) with Aluminium hull											Foldable Inflatable Boats and Inflatable Canoes																					
	ATLANTIS Tenders RIB Tenders Light / Double Deck					ATLANTIS Deluxe DELUXE aluminium RIBs					VIKING Cruising RIBs		FREESTYLE Tenders Foldables w/ floorboards/airdeck				FREESTYLE Sport Foldables with alu floorboards				SPRINTER With slatted deck / plywood floorboards					CANOES With transom & airdeck							
Models	A240/ A240D	A270/ A240D	A300/ A300D	A330/ A330D	A360/ A360D	A300L	A330L	A360L	A400L	A450L	A500L	V500	V580 / V580F	V650/ V650F	F240 / F240A	F270 / F270A	F300 / F300A	F330 / F330A	F360	F390	F420	F450	S210	S240 / S240D	S270 / S270D	S300 / S300D	S330D	C320	C380	C450	C520		
Length overall	cm ft/inches	240 7' 10"	270 8' 10"	300 9' 10"	330 10' 10"	360 11' 10"	300 9' 10"	330 10' 10"	360 11' 10"	400 13' 1"	450 14' 9"	500 16' 5"	580 19' 0"	650 21' 4"	240 7' 10"	270 8' 10"	300 9' 10"	330 10' 10"	360 11' 10"	390 12' 10"	420 13' 9"	450 14' 9"	210 6' 11"	240 7' 10"	270 8' 10"	300 9' 10"	330 10' 10"	320 10' 6"	380 12' 6"	450 14' 9"	520 17' 1"		
Length inside	cm ft/inches	170 5' 7"	192 6' 4"	222 7' 3"	252 8' 3"	282 9' 3"	214 7' 0"	244 8' 0"	270 8' 10"	310 10' 2"	354 11' 7"	400 13' 1"	350 11' 6"	470 15' 5"	540 17' 9"	170 5' 7"	192 6' 4"	222 7' 3"	252 8' 3"	273 8' 11"	303 9' 11"	333 10' 11"	357 11' 9"	141 4' 8"	171 5' 7"	192 6' 4"	222 7' 3"	252 8' 3"	257 8' 5"	317 10' 5"	387 12' 8"	457 15' 0"	
Width overall	cm ft/inches	170 5' 7"	170 5' 7"	170 5' 7"	170 5' 7"	170 5' 7"	170 5' 7"	170 5' 7"	192 6' 4"	192 6' 4"	215 7' 1"	215 7' 1"	215 7' 1"	250 8' 2"	250 8' 2"	155 5' 1"	170 5' 7"	170 5' 7"	170 5' 7"	195 6' 5"	195 6' 5"	195 6' 5"	205 6' 9"	145 4' 9"	145 4' 9"	160 5' 3"	160 5' 3"	160 5' 3"	104 3' 5"	104 3' 5"	104 3' 5"	104 3' 5"	
Width inside	cm ft/inches	82 2' 8"	82 2' 8"	82 2' 8"	82 2' 8"	82 2' 8"	82 2' 8"	82 2' 8"	96 3' 2"	96 3' 2"	111 3' 8"	111 3' 8"	111 3' 8"	130 4' 3"	130 4' 3"	75 2' 6"	82 2' 8"	82 2' 8"	82 2' 8"	99 3' 3"	99 3' 3"	99 3' 3"	109 3' 7"	69 2' 3"	69 2' 3"	76 2' 6"	76 2' 6"	76 2' 6"	40 1' 4"	40 1' 4"	40 1' 4"	40 1' 4"	
Tube diameter max	cm inches	44 17"	44 17"	44 17"	44 17"	44 17"	44 17"	44 17"	48 19"	48 19"	52 20"	52 20"	60 24"	60 24"	40 16"	44 17"	44 17"	44 17"	44 17"	48 19"	48 19"	48 19"	48 19"	38 15"	38 15"	42 17"	42 17"	42 17"	32 13"	32 13"	32 13"	32 13"	
Bare Boat weight *	kg lbs	45/48 99/106	52/55 114/121	58/62 128/136	64/68 141/150	70/75 154/165	90 198	105 231	125 275	150 330	195 429	240 528	265 583	370 814	450 990	30/22 66/48	40/31 88/68	55/42 121/92	70/55 154/121	75 165	85 187	100 220	110 242	20 44	23/28 53/62	26/35 57/77	33/42 73/92	55 121	20 44	24 53	29 64	34 75	
Loading capacity ***	kg lbs	350 770	450 990	500 1100	550 1210	600 1320	450 990	500 1100	700 1540	800 1760	900 1980	1000 2200	1000 2200	1500 3300	1800 3960	350 770	450 990	500 1100	550 1210	750 1650	800 1760	850 1870	1000 2200	220 484	250 550	350 770	420 924	500 1100	320 704	380 836	450 990	550 1210	
Passengers capacity		3	4	5	5	6	4	5	6	7	8	9	9	12	14	3	4	5	6	7	8	8	10	2	3	4	5	5	2	3	4	5	
No of chambers **		3	3	3	3	3	3	3	3	5	5	5	5	5	5	3+1/3+2	3+1/3+2	3+1/3+2	3+1/3+2	3+1	3+1	4+1	5+1	3	3/3+1	3/3+1	3/3+1	3/3+1	3+1	4+1	4+1	4+1	4+1
Engine recommended	HP kW	5 3.7	8 5.9	10 7.4	15 11	20 14.7	15 11	20 14.7	30 22.1	40 29.4	50 36.8	70 51.5	80 58.8	120 88.3	150 110.3	5 3.7	8 5.9	10 7.4	15 11	20 14.7	25 18.4	30 22.1	40 29.4	40 29.4	3 2.2	4 2.9	8 5.9	10 7.4	15 11	3 2.2	4 2.9	6 4.4	6 4.4
Engine max ***	HP kW	6 4.4	10 7.4	15 11	20 14.7	25 18.4	20 14.7	25 18.4	40 29.4	50 36.8	70 51.5	90 66.2	100 73.5	150 110.3	175 128.7	5 3.7	10 7.4	15 11	20 14.7	30 22.1	30 22.1	40 29.4	50 36.8	50 36.8	4 2.9	5 3.7	10 7.4	15 11	20 14.7	4 2.9	6 4.4	8 5.9	8 5.9
Engine weight max	kg lbs	35 77	45 99	50 110	60 132	70 154	60 132	70 154	100 220	110 242	130 286	180 396	180 396	250 550	300 660	30 66	45 99	50 110	60 132	80 176	80 176	95 209	115 253	25 55	30 66	45 99	50 110	60 132	25 55	35 77	40 88	40 88	
Engine shaft length	inches	15"	15"	15"	15"	15"	15"	15"	20"	20"	20"	20"	20"	20"	20"	15"	15"	15"	15"	20"	20"	20"	20"	15"	15"	15"	15"	15"	15"	15"	15"	15"	15"
Transport dimensions of package No1	cm cm cm ft/inches ft/inches ft/inches	211 114 54 6' 11" 3' 9" 1' 9"	233 114 54 7' 8" 3' 9" 1' 9"	263 114 54 8' 8" 3' 9" 1' 9"	293 114 54 9' 7" 3' 9" 1' 9"	313 114 54 10' 3" 3' 9" 1' 9"	263 114 54 8' 8" 3' 9" 1' 9"	293 114 54 9' 7" 3' 9" 1' 9"	330 135 65 10' 10" 4' 5" 2' 2"	370 135 65 12' 2" 4' 5" 2' 2"	430 140 78 14' 1" 4' 7" 2' 7"	450 155 81 14' 9" 5' 1" 2' 8"	450 155 81 14' 9" 5' 1" 2' 8"	550 190 110 17' 1" 6' 3" 3' 3"	620 190 110 20' 4" 6' 3" 3' 3"	116 60 40 3' 10" 2' 0" 1' 4"	116 60 40 3' 10" 2' 0" 1' 4"	116 60 40 3' 10" 2' 0" 1' 4"	116 60 40 3' 10" 2' 0" 1' 4"	120 70 45 3' 11" 2' 4" 1' 6"	120 70 45 3' 11" 2' 4" 1' 6"	120 70 45 3' 11" 2' 4" 1' 6"	120 70 45 3' 11" 2' 4" 1' 6"	120 70 45 3' 11" 2' 4" 1' 6"	116 60 40 3' 10" 2' 0" 1' 4"	116 60 40 3' 10" 2' 0" 1' 4"	116 60 40 3' 10" 2' 0" 1' 4"	120 60 40 3' 11" 2' 0" 1' 4"	120 60 40 3' 11" 2' 0" 1' 4"	90 60 47 2' 11" 2' 0" 1' 7"	90 60 47 2' 11" 2' 0" 1' 7"	90 60 47 2' 11" 2' 0" 1' 7"	90 60 47 2' 11" 2' 0" 1' 7"
Transport dimensions of package No2	cm cm cm ft/inches ft/inches ft/inches	52 58 90 1' 8" 1' 11" 2' 11"	52 72 90 1' 8" 2' 4" 2' 11"	60 60 100 2' 0" 2' 0" 3' 3"	60 60 100 2' 0" 2' 0" 3' 3"	70 80 100 2' 4" 2' 7" 3' 3"	70 80 100 2' 4" 2' 7" 3' 3"	70 80 100 2' 4" 2' 7" 3' 3"	70 80 100 2' 4" 2' 7" 3' 3"	70 80 100 2' 4" 2' 7" 3' 3"	80 90 110 2' 7" 2' 11" 3' 7"	80 90 110 2' 7" 2' 11" 3' 7"	80 90 110 2' 7" 2' 11" 3' 7"	80 90 110 2' 7" 2' 11" 3' 7"	100 65 10 3' 3" 2' 2" 0' 4"	100 65 10 3' 3" 2' 2" 0' 4"	100 65 10 3' 3" 2' 2" 0' 4"	100 65 10 3' 3" 2' 2" 0' 4"	100 65 10 3' 3" 2' 2" 0' 4"	100 65 10 3' 3" 2' 2" 0' 4"	120 65 12 3' 3" 2' 2" 0' 5"	120 65 12 3' 3" 2' 2" 0' 5"	120 65 12 3' 3" 2' 2" 0' 5"	120 65 12 3' 3" 2' 2" 0' 5"	100 65 10 3' 3" 2' 2" 0' 4"	100 65 10 3' 3" 2' 2" 0' 4"	100 65 10 3' 3" 2' 2" 0' 4"	100 65 10 3' 3" 2' 2" 0' 4"	100 65 10 3' 3" 2' 2" 0' 4"				
Transport dimensions of package No3	cm cm cm ft/inches ft/inches ft/inches	100 50 46 3' 3" 1' 8" 1' 6"	100 50 46 3' 3" 1' 8" 1' 6"	110 60 60 3' 7" 2' 0" 2' 0"	110 60 60 3' 7" 2' 0" 2' 0"	120 65 60 3' 11" 2' 2" 2' 0"	120 65 60 3' 11" 2' 2" 2' 0"	100 50 46 3' 3" 1' 8" 1' 6"	100 50 46 3' 3" 1' 8" 1' 6"	110 60 60 3' 7" 2' 0" 2' 0"	110 65 60 3' 7" 2' 2" 2' 0"	120 65 60 3' 11" 2' 2" 2' 0"	100 50 46 3' 3" 1' 8" 1' 6"	110 60 60 3' 7" 2' 0" 2' 0"	130 110 60 4' 3" 3' 7" 2' 0"	130 110 60 4' 3" 3' 7" 2' 0"	130 110 60 4' 3" 3' 7" 2' 0"	130 110 60 4' 3" 3' 7" 2' 0"	130 110 60 4' 3" 3' 7" 2' 0"	130 110 60 4' 3" 3' 7" 2' 0"	130 110 60 4' 3" 3' 7" 2' 0"	100 50 46 3' 3" 1' 8" 1' 6"	100 50 46 3' 3" 1' 8" 1' 6"	110 60 60 3' 7" 2' 0" 2' 0"	110 60 60 3' 7" 2' 0" 2' 0"	120 65 60 3' 11" 2' 2" 2' 0"	120 65 60 3' 11" 2' 2" 2' 0"	100 50 46 3' 3" 1' 8" 1' 6"	100 50 46 3' 3" 1' 8" 1' 6"				
Tube material options		HYPALON, VALMEX					HYPALON, VALMEX					HYPALON, VALMEX		VALMEX				VALMEX					VALMEX										
Bottom type		Aluminium hull RIB					Aluminium hull RIB					Alu hull RIB		Floorboards + keel / Airdeck				Floorboards + keel					Slatted deck / Floorboards + keel					Airdeck					
Boat design category ****		D	D	C	C	C	C	C	C	C	C	C	C	C	D	D	C	C	C	C	C	C	C	D	D	D	D	C	D	D	D	D	

* - The bare boat weight is just a weight of the empty boat without any removable accessories.
 ** - F series with floorboards have 1 extra buoyancy volume- the inflatable keel. F with airdeck have 2 extra buoyancy volume: the inflatable keel and the bottom.
 *** - Because of differences in local boatbuilding standards the Loading capacity, Passenger capacity, Maximum Engine Power and other specifications may vary by country and can be different to this specification. Please check that with your local Dealer.
 **** - Boat design category and Classification of European Directive for Recreational crafts № 2013-53-EU

All technical data are subject to change without notice. The product details and specifications may be changed from specified herein. All the dimensions are +/- 3%. All the weights are +/- 10%. Products availability, trim and specifications may vary by country. Please contact your local Dealer/Distributor for up-to-date information. The pictures in the catalogue were taken with the professional operators in controlled conditions. Please never try any activity, which is beyond your capabilities, nor which is potentially dangerous. Always wear appropriate and approved life vest or other personal flotation devices and appropriate clothing. Follow the User's Manual instructions for the boat and the engine. Make sure that you read and clearly understand all the restrictions and limitations. Have a safe boating!



GALA MARINE INTERNATIONAL Inc.
The Headquarter and International Distribution Centre of GALA boats

176 Rivermede Rd., Unit 2, Concord, Ontario, L4K 3M7, Canada
Tel: +1-950-76508519, Fax: +1-905-7608719
E-mail: mail@galaboats.com

VISIT US AT:

WWW.GALABOATS.COM



Your local Dealer:

